


→ Camera tested with VGI-150



VGI-150


VEILING GLARE INDEX

TEST SET

PRACTICAL TEST BENCH FOR THE VEILING GLARE INDEX MEASUREMENT

The Veiling Glare Index measures the contrast reduction due to the dispersion of light entering an optical system. This phenomenon can arise from many sources, ranging from dirt on lenses, imperfections of optical materials, low quality anti-reflection coatings, or poor stray light rejection in the camera body. It may be a critical issue if the glare is obscuring the image of an automotive back up camera, for example.

EOI's VGI-150 provides a practical tool and method of measuring and controlling the Veiling Glare Index in accordance with the ISO 9358 standard. As opposed to other testing tools available on the market, the VGI-150 is 8 times smaller: it can easily be deployed on a optical table or on a camera production line. Moreover, it creates repeatable measurements of Veiling Glare Index by presenting high contrast images thanks to its unique sphere in a sphere design.



FEATURES

- Equipment and software processes compatible with ISO 9358 standard
- Footprint 8 times smaller than existing systems
- Unique sphere in a sphere design providing high contrast image
- Wide range and adjustable light outputs
- Real time measurement of the contrast
- Calibrated light output
- X, Y and azimuth adjustment of the camera under test for incoming glancing angles



← Veiling glare obscures the image of the tree








VGI-150

VEILING GLARE INDEX

TEST SET



→ Wide FOV Image of Target




→ Highly contrasted target image


TECHNICAL DATA

VGI-150


Dimensions	460 mm diameter
Maximum contrast ratio	> 10,000 : 1
Available color temperature	2,850 K to 3,000 K
Maximum white level	41,000 cd/m ²
Luminance stability	< 5 cd/m ²
Resolution	0.001 cd/m ²
Number of lamp pairs	4
Light level measurements	by 2 detectors measuring the dark level and the white level independently
Electronic unit size and weight	3U x 19" - 4.5 kg
Computer interface	Ethernet, RS232, IEEE-488 (optional)
Power requirement	100 - 240 VAC, 50/60 Hz




→ Image of a clean lens with VGI-150



→ Image of a smudged lens with VGI-150



→ Image of a clean lens with VGI-150



→ Image of a smudged lens with VGI-150

Above information is subject to changes without notice



www.electro-optical.com

Headquarters
HGH SYSTEMES INFRAROUGES
 10 rue Maryse Bastié
 91430 Igny, France
Phone: +33 1 69 35 47 70
Fax: +33 1 69 35 47 80
Email: sales@hgh.fr

US Office
ELECTRO OPTICAL INDUSTRIES
 320 Storke Rd., Ste. 100
 Goleta, CA 93117, USA
Phone: 805.964.6701
Fax: 805.967.8590
Email: sales@electro-optical.com

Asia Office
ASIA INFRARED SYSTEMS
 541 Orchard Rd., #09-01 Liat Towers
 Singapore 238881
Phone: +65 6933 1394
Email: sales@hgh-infrared.com